



Your Company  
2 Smart Street  
Your Town NSW 2222

Dear John,

Call Connect would like to thank you for allowing us the opportunity to analyse your telecommunications bill.

We have completed the analysis on your latest bill and have prepared the attached report for your consideration.

After analysing your bill we at Call Connect are recommending XYZ as the most suitable provider based on pricing and service.

#### **SUMMARY OF SAVINGS**

\$29.31	<b>p/a or</b>	<b>5%</b>	<b>Savings on Local Calls</b>
\$254.75	<b>p/a or</b>	<b>41%</b>	<b>Savings on National Calls</b>
\$1,131.08	<b>p/a or</b>	<b>31%</b>	<b>Savings on calls to Mobiles</b>
\$9.13	<b>p/a or</b>	<b>17%</b>	<b>Savings on International Calls</b>
\$107.64	<b>p/a or</b>	<b>7%</b>	<b>Savings on line rentals</b>
\$1,531.92	<b>is the total savings annually</b>		

Any service you currently have will remain the same including white and yellow pages, line hunt, caller ID, message bank etc.

Saving money on your telecommunications is easier than you think and at Call Connect we are always available to assist.

Call Connect specialises in cost effective communications. Simply fill in the application and fax it back on 49592866 to start saving.

Valid for 14 days.

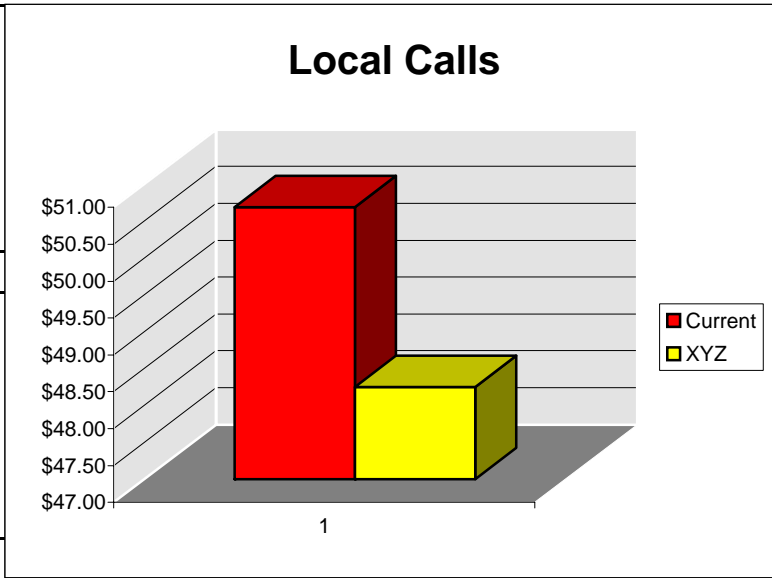
Cost effective communications

Your Rep

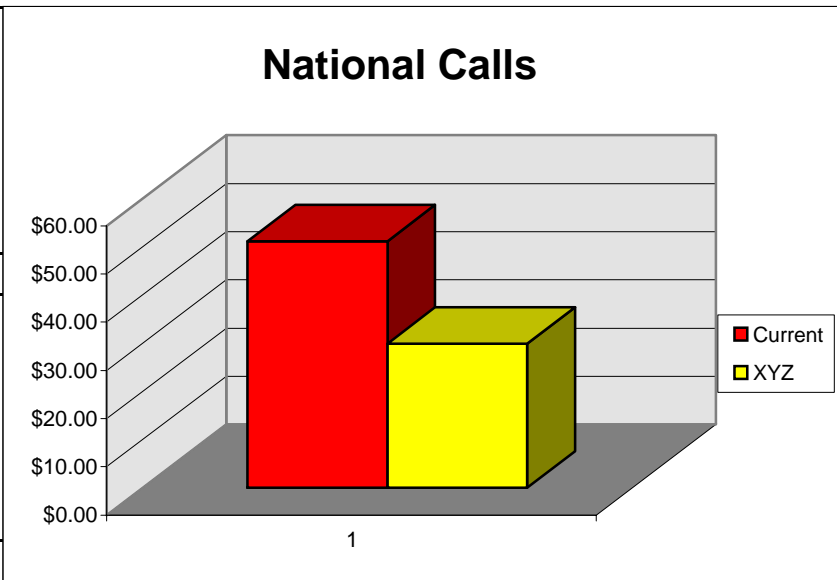
Suite 6, 1 The Boulevard Toronto NSW 2283  
Phone 02 49592855 Fax 02 49592866  
e-mail [enquiries@callconnect.com.au](mailto:enquiries@callconnect.com.au)  
**Freecall 1800 1800 53**

# SUMMARY OF CURRENT COST Vs XYZ COSTS

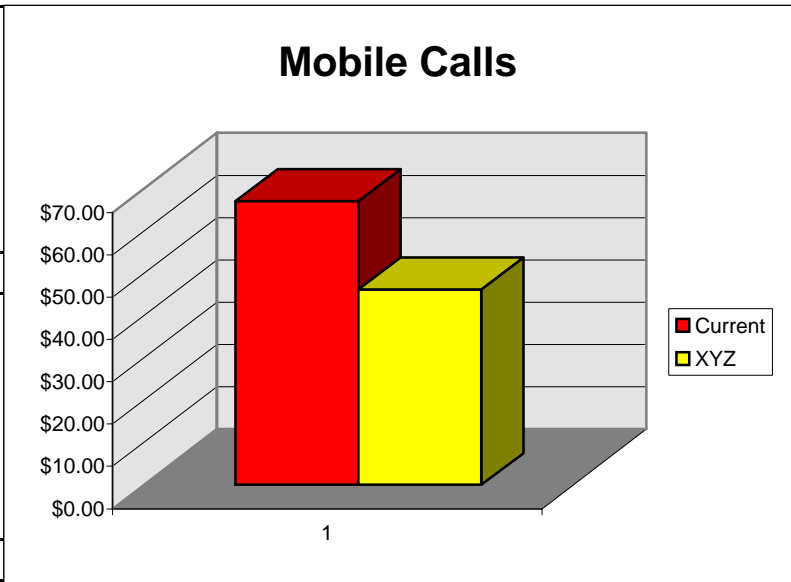
Your Current Local Costs Analysed Calls only	New Local call cost with XYZ
\$50.69	\$48.25
Saving you <b>5%</b>	



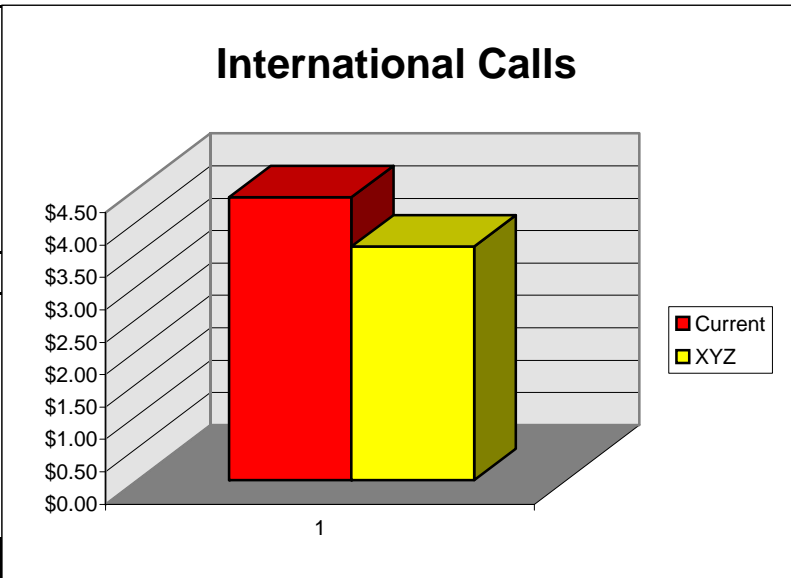
Your Current National Costs Analysed Calls Only	New National call cost with XYZ
\$51.18	\$29.95
Saving you <b>41%</b>	



Your Current Mobile Costs Analysed Calls Only	New Mobile call cost with XYZ
\$67.07	\$46.17
Saving you <b>31%</b>	



Your Current International Costs Analysed Calls Only	New International Call Cost With XYZ
\$4.37	\$3.61
Saving you <b>17%</b>	



## Landline to landline "call for call" comparison

Your bill reference	Destination	Minutes	Seconds	Current cost	New cost	Difference	Savings
271	Sydney	0	57	\$0.38	\$0.16	0.26	58%
239	Sydney	2	30	\$0.63	\$0.31	0.31	50%
240	Sydney	7	20	\$0.99	\$0.79	0.06	20%
255	Sydney	0	22	\$0.29	\$0.10	0.24	65%
229	Sydney	0	30	\$0.31	\$0.12	0.25	63%
228	Sydney	2	17	\$0.58	\$0.29	0.29	50%
227	Sydney	1	52	\$0.52	\$0.25	0.28	52%
261	Sydney	2	1	\$0.55	\$0.27	0.29	52%
270	Sydney	0	43	\$0.34	\$0.14	0.25	60%
266	Sydney	2	2	\$0.55	\$0.27	0.29	51%
267	Oxenford	3	36	\$0.80	\$0.42	0.34	47%
283	Sydney	30	45	\$4.33	\$2.95	0.44	32%
281	Sydney	26	37	\$3.66	\$2.54	0.29	31%
265	Caloundra	31	8	\$4.37	\$2.99	0.43	32%
254	Sydney	1	4	\$0.38	\$0.17	0.25	55%
248	Sydney	0	57	\$0.37	\$0.16	0.25	57%
233	Sydney	0	59	\$0.38	\$0.16	0.26	57%
234	Sydney	7	21	\$1.00	\$0.79	0.07	21%
235	Southport	0	50	\$0.35	\$0.15	0.24	58%
242	Southport	0	27	\$0.30	\$0.11	0.24	63%
247	Sydney	2	26	\$0.62	\$0.31	0.31	51%
272	Sydney	5	15	\$0.99	\$0.59	0.33	41%
264	Surfers Paradise	0	27	\$0.29	\$0.11	0.23	62%
275	Southport	1	49	\$0.51	\$0.25	0.28	52%
246	Sydney	0	20	\$0.26	\$0.10	0.22	62%
282	Caloundra	5	57	\$0.99	\$0.66	0.24	34%
252	Sydney	3	32	\$0.78	\$0.42	0.33	47%
232	Sydney	0	4	\$0.23	\$0.07	0.22	68%
231	Sydney	0	12	\$0.25	\$0.09	0.22	66%
230	Sydney	1	27	\$0.45	\$0.21	0.27	53%
245	Gosford	0	39	\$0.33	\$0.13	0.25	61%
278	Sydney	1	22	\$0.44	\$0.20	0.27	54%
236	Brisbane	5	7	\$1.00	\$0.57	0.35	43%
253	Shute Harbour	5	42	\$1.00	\$0.63	0.28	37%
256	Sydney	1	19	\$0.43	\$0.20	0.26	54%
244	Arundel	0	51	\$0.35	\$0.15	0.24	57%
274	Melbourne	21	34	\$2.85	\$2.04	0.12	28%
260	Sydney	1	45	\$0.50	\$0.24	0.28	52%
241	Sydney	0	24	\$0.28	\$0.11	0.23	62%
263	Sydney	1	39	\$0.48	\$0.23	0.27	52%
243	Sydney	2	0	\$0.54	\$0.26	0.29	51%
277	Cannon Valley	2	14	\$0.58	\$0.29	0.30	51%
276	Sydney	0	16	\$0.26	\$0.09	0.23	64%
249	Sydney	0	24	\$0.28	\$0.11	0.23	62%
280	Surfers Paradise	1	19	\$0.43	\$0.20	0.26	54%
41	Sydney	4	19	\$0.90	\$0.49	0.35	45%
37	Sydney	3	48	\$0.83	\$0.44	0.35	47%
42	Sydney	0	13	\$0.26	\$0.09	0.23	66%
44	Sydney	5	40	\$1.00	\$0.63	0.28	37%
Your average saving for all calls analysed							<b>41%</b>

# Landline to Mobile "call for call" comparison

Your bill reference	Destination	Minutes	Seconds	Current cost	New cost	Difference	Savings
49	N/A	1	28	\$0.62	\$0.45	0.17	27%
62	N/A	0	48	\$0.54	\$0.25	0.29	54%
348	N/A	7	4	\$1.00	\$1.49	-0.49	-49%
428	N/A	4	32	\$2.02	\$1.40	0.62	31%
322	N/A	0	18	\$0.31	\$0.22	0.09	29%
323	N/A	5	29	\$0.99	\$1.49	-0.50	-51%
429	N/A	1	22	\$0.77	\$0.42	0.35	45%
430	N/A	3	10	\$1.49	\$0.98	0.51	35%
324	N/A	1	5	\$0.52	\$0.33	0.19	36%
331	N/A	0	19	\$0.30	\$0.22	0.08	27%
329	N/A	0	48	\$0.43	\$0.25	0.18	43%
330	N/A	2	1	\$0.77	\$0.62	0.15	19%
442	N/A	1	11	\$0.69	\$0.36	0.33	47%
398	N/A	0	25	\$0.38	\$0.22	0.16	42%
397	N/A	1	18	\$0.74	\$0.40	0.34	46%
399	N/A	20	27	\$8.41	\$4.70	3.71	44%
318	N/A	10	27	\$1.11	\$1.62	-0.51	-46%
474	N/A	0	5	\$0.24	\$0.22	0.02	8%
373	N/A	0	57	\$0.60	\$0.29	0.31	51%
365	N/A	0	44	\$0.51	\$0.23	0.28	56%
475	N/A	0	53	\$0.46	\$0.27	0.19	41%
476	N/A	1	26	\$0.61	\$0.44	0.17	28%
339	N/A	0	20	\$0.31	\$0.22	0.09	29%
342	N/A	2	44	\$0.96	\$0.84	0.12	12%
353	N/A	0	24	\$0.37	\$0.22	0.15	41%
432	N/A	0	26	\$0.40	\$0.22	0.18	45%
343	N/A	7	50	\$1.00	\$1.49	-0.49	-49%
410	N/A	0	17	\$0.33	\$0.22	0.11	33%
411	N/A	0	52	\$0.57	\$0.27	0.30	53%
314	N/A	1	8	\$0.53	\$0.35	0.18	34%
315	N/A	3	0	\$0.99	\$0.92	0.07	7%
405	N/A	0	35	\$0.45	\$0.22	0.23	51%
362	N/A	0	46	\$0.53	\$0.24	0.29	55%
289	N/A	0	21	\$0.32	\$0.22	0.10	31%
313	N/A	0	32	\$0.36	\$0.22	0.14	39%
462	N/A	0	18	\$0.30	\$0.22	0.08	27%
290	N/A	1	3	\$0.51	\$0.32	0.19	37%
291	N/A	2	28	\$0.88	\$0.76	0.12	14%
359	N/A	0	15	\$0.32	\$0.22	0.10	31%
460	N/A	1	4	\$0.65	\$0.33	0.32	49%
455	N/A	13	47	\$5.73	\$2.65	3.08	54%
307	N/A	1	26	\$0.60	\$0.44	0.16	26%
305	N/A	3	34	\$0.99	\$1.10	-0.11	-11%
302	N/A	1	58	\$0.74	\$0.61	0.13	18%
478	N/A	1	54	\$0.74	\$0.59	0.15	21%
333	N/A	5	26	\$1.00	\$1.49	-0.49	-49%
448	N/A	5	37	\$2.47	\$1.49	0.98	40%
449	N/A	4	0	\$1.82	\$1.23	0.59	32%
450	N/A	2	39	\$1.27	\$0.82	0.45	36%
Your average saving for all calls analysed							31%

## Landline to International "call for call" comparison

Your bill reference	Destination	Minutes	Seconds	Current cost	New cost	Difference	Savings
485	UK	14	23	\$1.92	<b>\$1.68</b>	<b>0.24</b>	<b>13%</b>
484	UK	2	23	\$0.72	<b>\$0.53</b>	<b>0.19</b>	<b>27%</b>
482	UK	2	27	\$0.74	<b>\$0.54</b>	<b>0.20</b>	<b>27%</b>
483	UK	8	3	\$0.99	<b>\$0.86</b>	<b>0.13</b>	<b>13%</b>
Your average saving for all calls analysed							<b>17%</b>